

# Mini-MAC<sup>®</sup>

Marathon Apartment Compactor

## It's Small, But Powerful!


The **Mini-MAC<sup>®</sup>** – Marathon Apartment Compactor is now smaller than ever! We took our standard RJ-1835 and used cross-cylinder technology to shorten the unit. This allows it to fit in even more applications where space is limited such as small trash rooms of apartment and high-rise buildings.

The **Mini-MAC<sup>®</sup>** features a new device that allows the user to easily connect and ratchet the container from one side!

Our 2 cy. compaction container is mounted on poly clad casters to allow it to be moved to the pick-up area. They can be configured for front or rear load collection vehicles.

Totally  
  
Listed!

*Mini-MAC Apartment Compactor shown with chute feed hopper, access door and optional compaction container for front load collection vehicles.*



Rental & Leasing Programs Available

**Specifications:**      **Model 3A**      **Model 5A**

Charge Box Capacity		
Mfrs. rating . . . . .	0.39 cu yd . . . . .	0.39 cu yd
WASTEC rating . . . . .	0.28 cu yd . . . . .	0.28 cu yd
Clear Top Opening . . . . .	22.5"L x 28"W . . . . .	22.5"L x 28"W
Capacity Per Hour . . . . .	37 cu yd . . . . .	74 cu yd

**Performance Characteristics:**

Cycle Time . . . . .	28 sec . . . . .	14 sec
Minimum Normal Force . . . . .	13,900 lb . . . . .	13,900 lb
Minimum Pack-Out Force . . . . .	16,400 lb . . . . .	16,400 lb
Min. Normal Ram Face Force . . . . .	23.2 psi . . . . .	23.2 psi
Min. Pack-Out Ram Face Force . . . . .	27.3 psi . . . . .	27.3 psi
Ram Penetration . . . . .	4" . . . . .	4"

**Electrical Equipment:**

Tri-volt Motor: 208/230/460, 3-phase . . . . . 3 hp . . . . . 5 hp  
 Control Voltage . . . . . 120 VAC . . . . . 120 VAC

**UL Label Control Box:**

Remote Power Unit with controls mounted in the face of the box  
 NEMA 3 Type, All circuits fused;  
 Standard Controls: Keylock Start/Stop/Reverse;

**Hydraulic Equipment:**

Hydraulic Pump Capacity . . . . . 3 gpm . . . . . 6 gpm  
 Normal System Pressure . . . . . 1650 psi . . . . . 1650 psi  
 Maximum System Pressure . . . . . 1950 psi . . . . . 1950 psi  
 2 - Hydraulic Cylinders . . . . . 2.5" Bore, 1.25" Rod

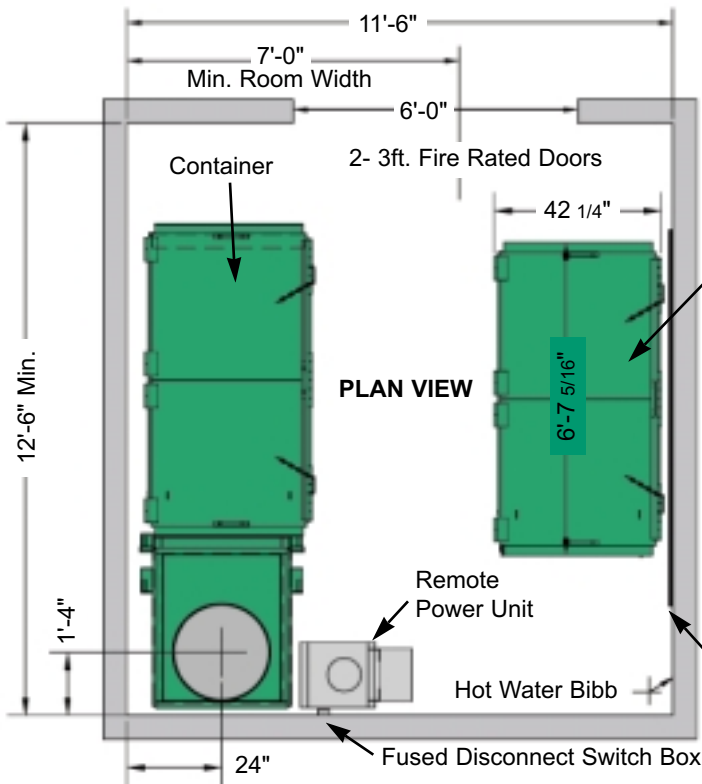
**Weight** . . . . . 1600 lbs . . . . . 1600 lbs.  
 (does not include remote power unit)

# Mini-MAC®

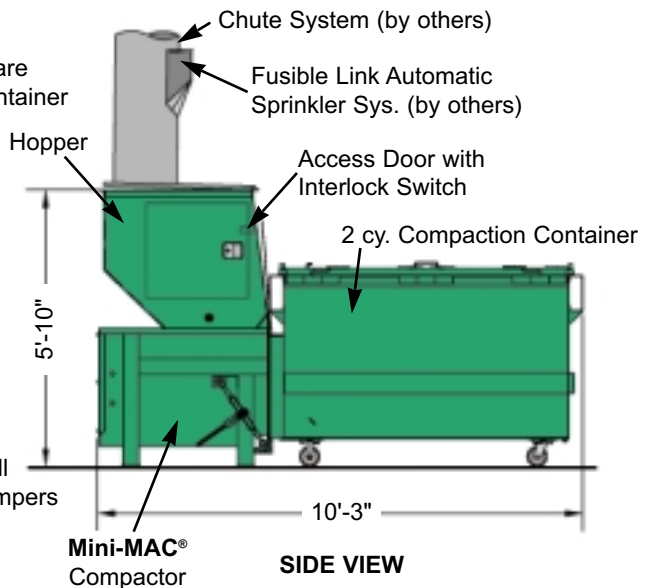
## Marathon Apartment Compactor

**Standard Features:**

- ▼ Remote power unit
- ▼ Convenient, single side ratchet
- ▼ **CYCON Life-Xtender®** Cyclic Control System that offers reliable, solid state circuitry eliminating pressure and limit switches
- ▼ Push button controls mounted in the panel box face
- ▼ Hopper with access door and interlock for hand feed or chute feed applications
- ▼ Photoelectric cycle control
- ▼ Full container light
- ▼ Entire unit is **UL Listed**
- ▼ Single phase power units available



**Typical Mini-MAC® -3A Apartment Compactor Configuration with Chute System**



Visit our web site: [www.MarathonEquipment.com](http://www.MarathonEquipment.com)



**MARATHON EQUIPMENT COMPANY**

P.O. Box 1798 • Vernon, AL 35592-1798 USA • (205) 695-9105 fax (205) 695-7250 **1-800-633-8974**  
 130 Hwy. 339 • Yerington, NV 89447 USA • (775) 463-4030 fax (775) 463-4531 **1-800-624-5724**  
 1102 Industrial Park Rd. • Clearfield, PA 16830 USA • (814) 765-0200 fax (814) 765-2072 **1-800-922-7062**



Pictures in this literature are illustrative only. Specifications are subject to change without notice in order to accommodate improvements to the equipment. Certified in compliance with ANSI Regulation Z245.2, all OSHA standards, and certified under WASTEC's Stationary Compactor Certification Program. Products must be used with safe practice and in accordance with said regulations and standards.